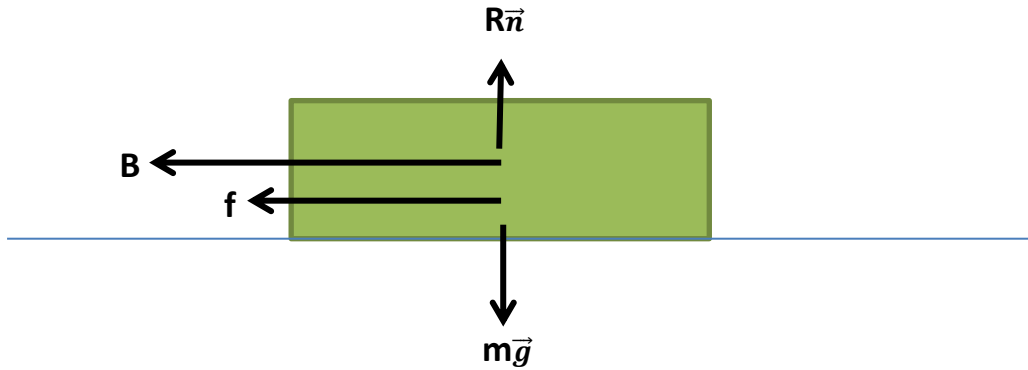


APPENDIX I
LINE 8 – PARIS METRO

I.1. Determine the braking acceleration

Determining the braking acceleration will be done by the mechanical model. The step of determining the braking acceleration will be examined by dividing the mechanical form of the train.



The equation as follow :

$$-B - f + R\vec{n} - m\vec{g} = m.a$$

Braking forces = 1900 N/ton

Mass train = 130.8 ton = $13.08 \cdot 10^4$ kg

$$\begin{aligned} B &= 1900 \text{ N/ton} \cdot 130.8 \text{ ton} \\ &= 248,520 \text{ N} \end{aligned}$$

Friction forces = 100 N/ton

$$\begin{aligned} f &= 100 \text{ N/ton} \cdot 130.8 \text{ ton} \\ &= 13,080 \text{ N} \end{aligned}$$

Then :

$$-B - f = m.a$$

$$-248,520 \text{ N} - 13,080 \text{ N} = 13.08 \cdot 10^4 \cdot a$$

$$a = -2 \text{ m/s}^2$$

Result : The acceleration (negative) after the braking point is -2 m/s^2 . In this research negative acceleration symbolized by $-K$.

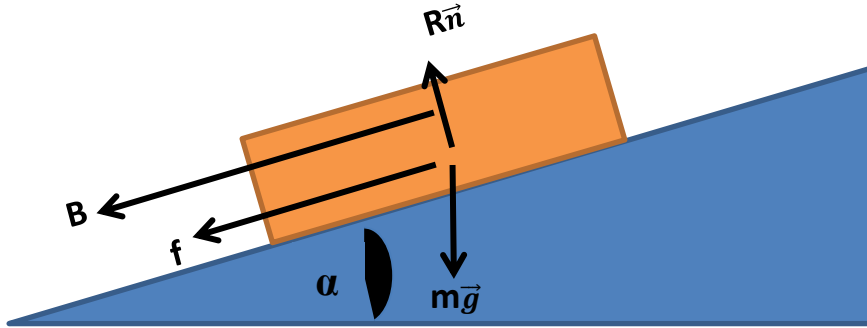
I.2. Determine braking state

The velocity after the braking is 20 km/h which is 5.56 m/s. But in this process the braking velocity will be re-determined if the braking velocity do not utilize on the maximum state.

There is 3 state of the train when the brakes applied which is (t_b, d_b, v_b) . So to determine the braking point is following the equation below :

$$d_b = \frac{v_b^2}{2(K + a_g)}$$

a_g = acceleration due to the gradient of the track, in this research the assumption of there is no gradient will be applied.



So, the braking point will be :

$$d_b = \frac{v_b^2}{2(K + a_g)}$$

$$= \frac{5.56^2}{2(2+0)}$$

$$= 7.7284 \text{ m}$$

To recheck if the velocity of the brake is at the maximum state can use the following equation :

$$v_b = \sqrt{2(K + a_g) \cdot d_b}$$

$$= \sqrt{2(2 + 0) \cdot 7.7284}$$

$$= 5.56 \text{ m/s}$$

Result : The braking point before the next station is 7.7284m with braking velocity 5.56m/s.

I.3. Determine the coasting phase

To determine the coasting point we can use the following equation :

$$V_t = V_0 + a.t$$

$$22.22 = 0 + 0.81 .t$$

$$t_{\text{acceleration}} = 27.43 \text{ s}$$

So the distance that has been travelled during the acceleration phase is :

$$\begin{aligned} S &= V_0.t + 0.5.a.t^2 \\ &= 0. 27.43 + 0.5 . 0.81 . 27.43^2 \\ &= 304.72 \text{ m} \end{aligned}$$

The travelled distance during the coast phase as following equation :

$$S_c = \text{Total length interstation} - S - db$$

$$\begin{aligned} S_c &= 614\text{m} - 304.72 - 7.7284\text{m} \\ &= 301.5516 \text{ m} \end{aligned}$$

I.4. Determine the acceleration of the coasting phase

The acceleration of the coasting during the coasting phase will be varies as the following equation

$$\begin{aligned} S_c &= \frac{V^2 - V_b^2}{2ac} \\ 301.5516 &= \frac{22.22^2 - 5.56^2}{2ac} \\ a_c &= 0.767 \text{ m/s.} \end{aligned}$$

I.5. Proposed Model

There are several point on this proposed model which is :

1. The duration time
2. The energy consumption
 - Energy using during the acceleration phase for 1 station
 - Energy using during the coasting phase for 1 station
 - Energy using during the braking phase for 1 station
 - Total energy using for 1 station
 - Total energy using for 1 line which is LINE 8
3. Implementation and analysis for the proposed model

I.5.1. The duration time

The duration of the brake phase is :

$$\begin{aligned} T_b &= \frac{V_b}{K+a_g} \\ &= \frac{5.56}{2} \\ &= 2.78s \end{aligned}$$

The coasting time will be

$$S = V_0 t + 0.5 \cdot a \cdot t^2$$

$$301.5516 = 22.22 \cdot t + 0.5 \cdot 0.767 \cdot t^2$$

$$t_{\text{coasting}} = 11.34 \text{ s}$$

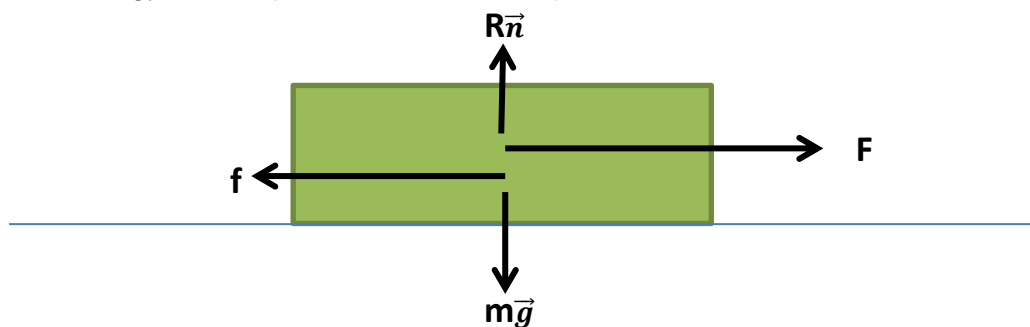
$$\text{Total time for the journey} = t_{\text{acceleration}} + t_{\text{coasting}} + t_{\text{braking}}$$

$$= 27.43 + 11.34 + 2.78$$

$$= 41.55 \text{ s}$$

I.5.2. The energy consumption

- The energy consumption for acceleration phase for 1 station



$$F - f + R\vec{n} - m\vec{g} = m \cdot a$$

$$F = f + m \cdot a$$

$$= 100 \cdot 130.8 + 130,800 \cdot 0.81$$

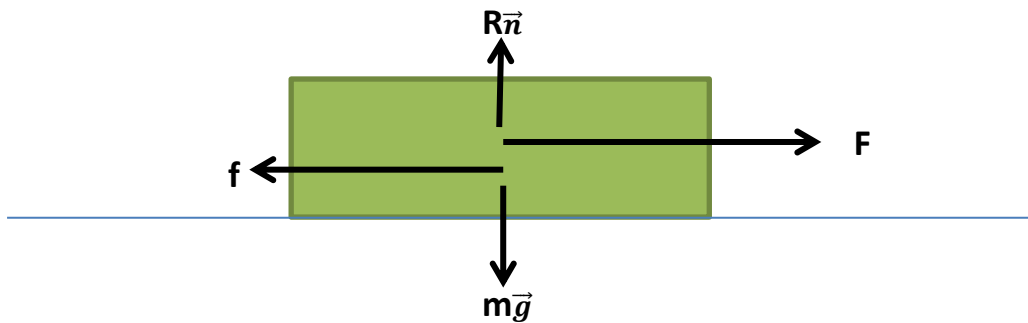
$$= 119,028 \text{ N}$$

$$\text{Energy} = F \cdot S$$

$$= 119,028 \cdot 304.72$$

$$= 36,270,212.16 \text{ J}$$

- The energy consumption for coasting phase for 1 station



$$F - f + R\vec{n} - m\vec{g} = m.a$$

$$F = f + m.a$$

$$= 100 \cdot 130.8 + 130,800 \cdot 0.916$$

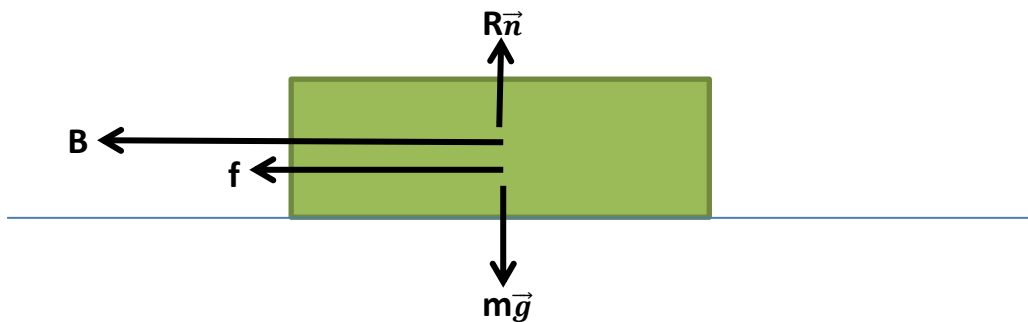
$$= 132,892.8 \text{ N}$$

$$\text{Energy} = F.S$$

$$= 132,892.8 \cdot 301.5516$$

$$= 40,074,036.47 \text{ J}$$

- The energy consumption for braking phase for 1 station



$$-B - f + R\vec{n} - m\vec{g} = m.a$$

$$-B = m.a + f$$

$$= 130,800 \cdot 2 + 1,900 \cdot 130.8$$

$$= 510,120 \text{ N}$$

$$\text{Energy} = |B|.d$$

$$= 510,120 \cdot 7.7284$$

$$= 3,942,411.408 \text{ J}$$

- Total energy using for 1 station

$$\begin{aligned}
 \text{Energy Total} &= \text{Energy}_{\text{acceleration}} + \text{Energy}_{\text{coasting}} + \text{Energy}_{\text{braking}} \\
 &= 36,270,212.16 \text{ J} + 40,074,036.47 \text{ J} + 3,942,411.408 \text{ J} \\
 &= 80,286,660.04 \text{ J}
 \end{aligned}$$

- Total energy consumption for line 8

$$\begin{aligned}
 \text{Total energy consumption} &= 37 \text{ station} \cdot \text{Energy Total} \\
 &= 37 \cdot 80,286,660.04 \text{ J} \\
 &= 2,970,606,421 \text{ J}
 \end{aligned}$$

I.5.3. Implementation and Analysis

The power consumption for the initial system is 1500 KW. So the energy consumption for the line 1 with 37 station is $1500 \text{ kW} \times 37 \text{ menit} = 925 \text{ kWh} = 3,330,000,000 \text{ Joule}$. With the proposed model, we can save the energy up to 359,393,579 J or 99.83 kWh.

From the www.carbontrust.co.uk/energy, we can convert the energy into Carbon and CO₂ emission. The carbon and CO₂ emission saving can be seen in Table I.1

Table I.1 Carbon and CO₂ emission

Fuel		Line 8	
		kg C	kg Co2
Grid electricity	Delivered	11,68011	42,9269
	Primary	104,3523	16,58176
Natural gas		5,171194	18,9677
Coal		8,156111	29,949
Coke		10,08283	36,9371
Petroleum Coke		9,254241	33,9422
Gas / diesel oil		6,78844	24,9575
Heavy fuel oil		7,077947	25,9558
Petrol		6,538865	23,9592
LPG		5,720259	20,9643
Jet Kerosene		6,538865	23,9592
Ethane		5,440735	19,966
Naphtha		7,077947	25,9558
Refinery gas		5,440735	19,966